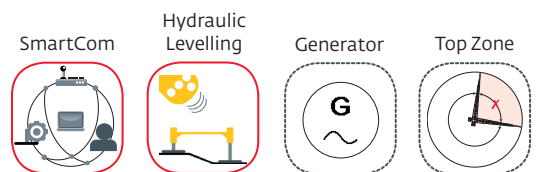
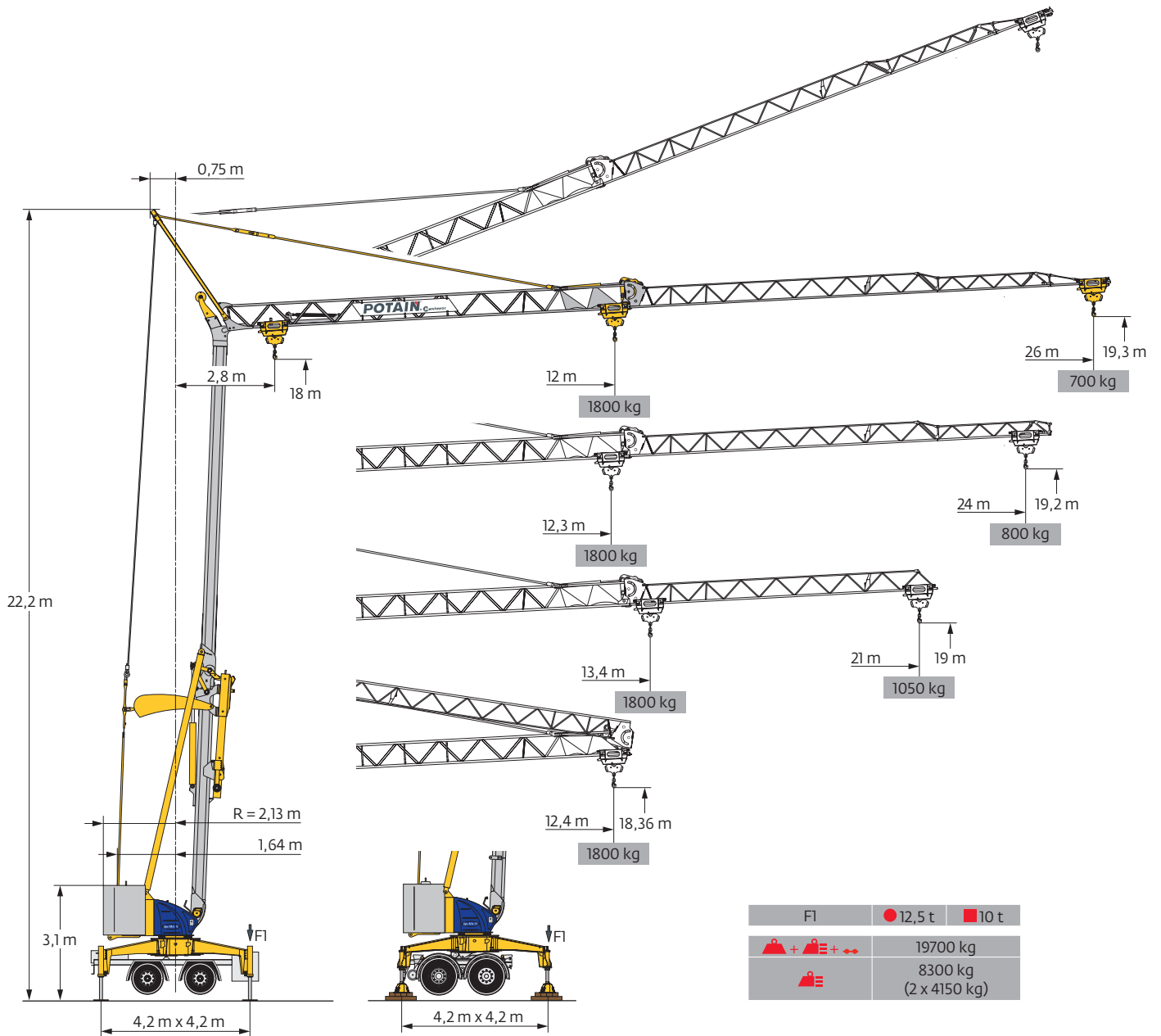
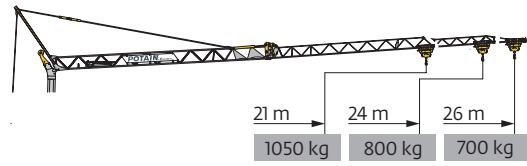
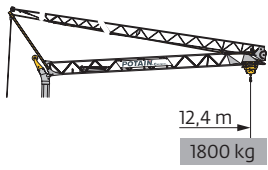


Igo MA 21

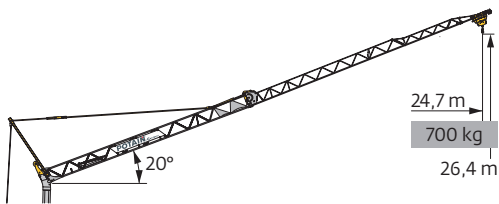


Courbes de charges / Lastkurven / Load curves / Curvas de cargas / Curve di carico
 Curvas de carga / Кривые нагрузок

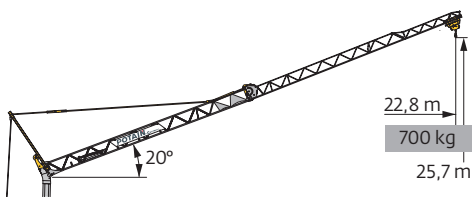


26 m	2,8	▶	12,4	m
			1800	kg
24 m	2,8	▶	12,4	m
			1800	kg
21 m	2,8	▶	12,4	m
			1800	kg

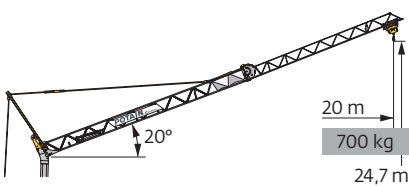
2,8	▶	12	13	14	15	16	17	18	19	20	21	22	23	24	25	26	m
		1800	1630	1490	1370	1265	1175	1095	1025	965	910	860	815	775	735	700	kg
2,8	▶	12,3	13	14	15	16	17	18	19	20	21	22	23	24			m
		1800	1685	1535	1415	1310	1215	1135	1060	1000	940	890	845	800			kg
2,8	▶		13,4	14	15	16	17	18	19	20	21						m
			1800	1710	1570	1455	1350	1265	1185	1115	1050						kg



26 m	2,8	▶															24,7	m
																	700	kg








24 m	2,8	▶																22,8	m
																		700	kg



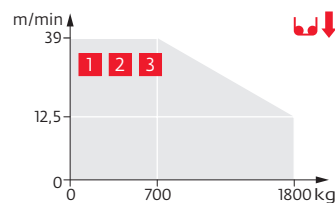
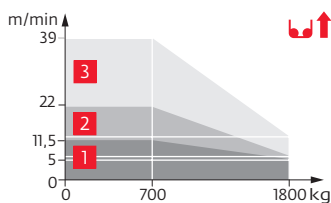
21 m	2,8	▶																20	m
																		700	kg

Mécanismes / Triebwerke / Mechanisms / Mecanismos / Meccanismi
 Механизмы / Механизмы

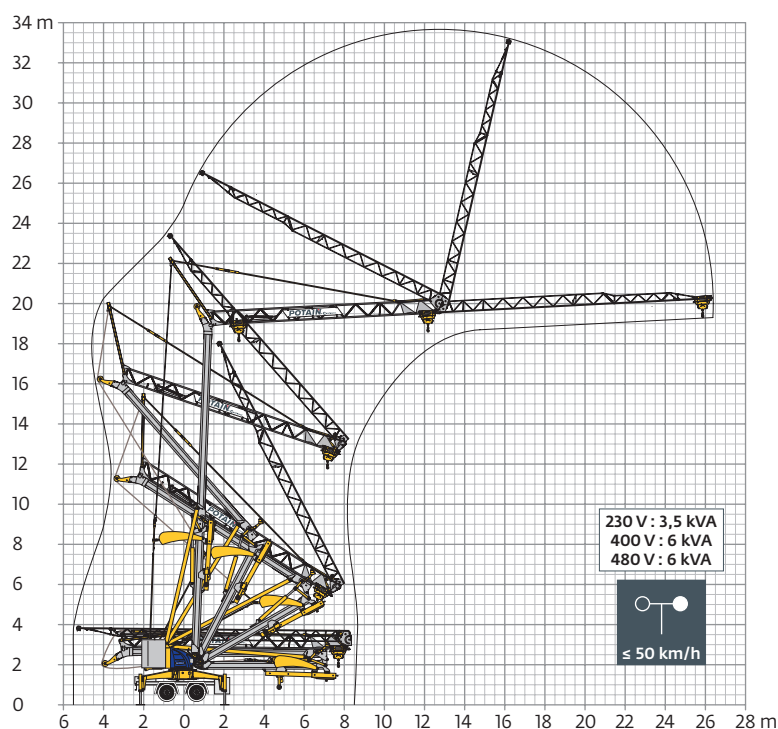
230 V - 50 Hz 400 V - 50 Hz 480 V - 60 Hz							ch - PS hp	kW
	8 LVF 9 Optima	230 V \neq	m/min	↕ 3,5	↑ 5 ↓ 12,5	↑ 11,5 ↓ 39	3,3	2,4
		20 A 1	kg	1800	1800	700		
		230 V \neq	m/min	↕ 3,5	↑ 6,5 ↓ 12,5	↑ 22 ↓ 39	5,2	3,8
		32 A 2	kg	1800	1800	700		
		400 V	m/min	↕ 3,5	↕ 12,5	↕ 39	7,5	5,5
		480 V 3	kg	1800	1800	700		
	1 DVF 4		m/min	14 → 36 (0 → 700 kg) 14 → 28 (700 → 1800 kg)			1,5	1,1
	RVF 20		tr/min U/min rpm	0 → 1			1,5	1,1

 IEC 60204-32	 kVA
230 V (+10% -10%) 50 Hz 400 V (+10% -10%) 50 Hz 480 V (+6% -10%) 60 Hz	230 V 20A : 4,6 kVA 230 V 32A : 7,4 kVA 400 V / 480 V : 11 kVA

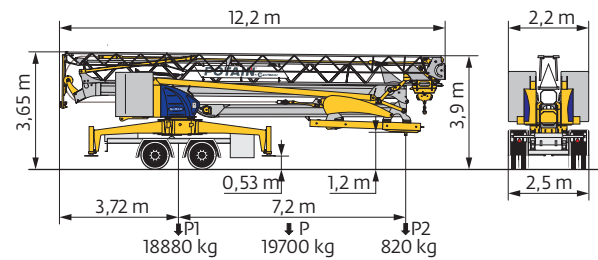
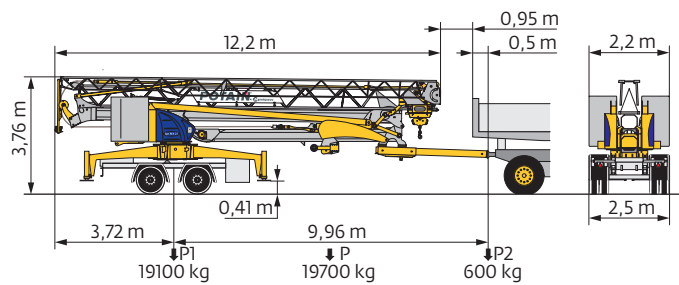
8 LVF 9 Optima



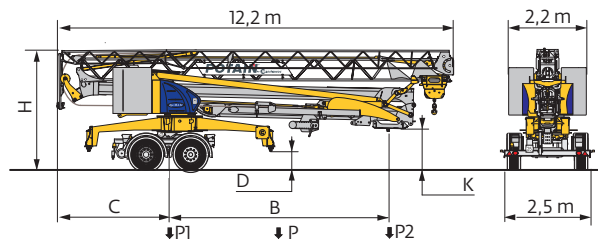
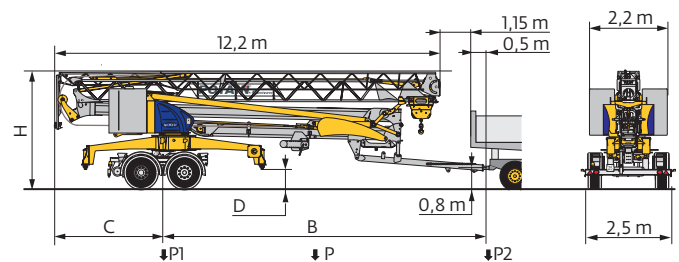
Montage / Montage / Erection / Montaje / Montaggio
 Montagem / Монтаж



Transport / Transport / Transport / Transporte / Trasporto
Transporte / Транспортировка



Igo MA 21 | km/h 80 TÜV



	km/h	B (m)	C (m)	D (m)	H (m)	K (m)	P (kg)	P1 (kg)	P2 (kg)
T12/S215M	25	10,5	3,35	0,6	3,85	-	19180	18380	800
SL012/S215M	25	6,8	3,35	0,6	3,85	1,3	19180	18130	1050
SL016/J215M (EBS) RCE e2*2007/46*0493* WVTA e2*2007/46*0493*	80	6,7	3,5	0,53	3,76	1,2	19640	18100	1540

	FR	DE	EN	ES	IT	PT	RU
R	Rayon de giration	Schwenk radius	Rear slewing radius	Radio de giro	Raggio di rotazione	Raio de rotação	Задний габарит
●	Réactions en service	Reaktionskräfte in Betrieb	Reactions in service	Reacciones en servicio	Reazioni in servizio	Reacções em serviço	Реакция при работе
■	Réactions hors service	Reaktionskräfte außer Betrieb	Reactions out of service	Reacciones fuera de servicio	Reazioni fuori servizio	Reacções fora de serviço	Реакция в покое
▲	Poids à vide, sans lest, sans trains de transport, avec flèche maxi. et hauteur standard	Gewicht ohne Last, ohne Ballast, ohne Transportachsen, mit max. Auslager und Standardhöhe	Weight without load, without ballast, with max. jib and standard height	Peso en vacío, sin lastre, sin trenes de transporte con flecha y altura estándar	Peso a vuoto, senza zavorra, senza assali di trasporto, con braccio max e altezza standard	Peso em vazio, sem lastro, sem eixos de transporte com lança máxima e altura standard	Вес без груза, без балласта, без осей для транспортировки, с максимальным вылетом стрелы и стандартной высотой
⚖	Poids total du lest	Ballast-Gesamtgewicht	Total ballast weight	Peso total del lastre	Peso totale della zavorra	Peso total do lastro	Общий вес балласта
⚙	Trains de transport	Transportachsen	Transport axes	Trenes de transporte	Assali di trasporto	Eixos de transporte	Осей для транспортировки
□	Équipements standards	Standardausrüstungen	Standard equipment	Equipamiento de serie	Equipaggiamento standard	Equipamento de série	Стандартное оборудование
⊞	Équipements optionnels	Sonderausrüstungen	Options	Equipamiento opcional	Equipaggiamento in opzione	Equipamento opcional	Дополнительное оборудование (опция)
⬆	Levage	Heben	Hoisting	Elevación	Sollevamento	Elevação	Подъем
⬆	Distribution	Katzfahren	Trolleying	Distribución	Distribuzione	Distribuição	Перемещение по стреле
↻	Orientation	Schwenken	Slewing	Orientación	Rotazione	Rotação	Поворот
⚡	50 Hz Monophasé	50 Hz Einphasige	50 Hz Single phase	50 Hz Monofásica	50 Hz Monofase	50 Hz monofásica	Однофазное напряжение 50Hz
kVA	Puissance requise	Erforderliche Leistung	Required power	Potencia Necesaria	Potenza richiesta	Potência Necessária	Потребляемая мощность
🚚	Transport grue toute lestée	Krantransport mit voller Ballastierung	Transport of crane with full ballast	Transporte grúa completamente lastrada	Trasporto con gru completamente zavorrata	Transporte de grua totalmente balastada	Перевозка крана с полным балластом
⚠	Document commercial non contractuel. Pour toute information technique se référer à la notice correspondante.	Unverbindliches Vertriebsdokument. Für technische Informationen, siehe die entsprechenden Anweisungen.	This commercial document is not legally binding. For any technical information, please refer to the corresponding instructions.	Documento comercial no contractual. Para cualquier información técnica, ver la noticia correspondiente.	Documento commerciale non vincolante, per tutte le informazioni tecniche fare riferimento al catalogo istruzioni.	Documento comercial não contratual. Para qualquer informação técnica complementar consultar as respectivas instruções.	Этот коммерческий документ не является юридически обязательным. Для получения технической информации, см. соответствующие инструкции.

