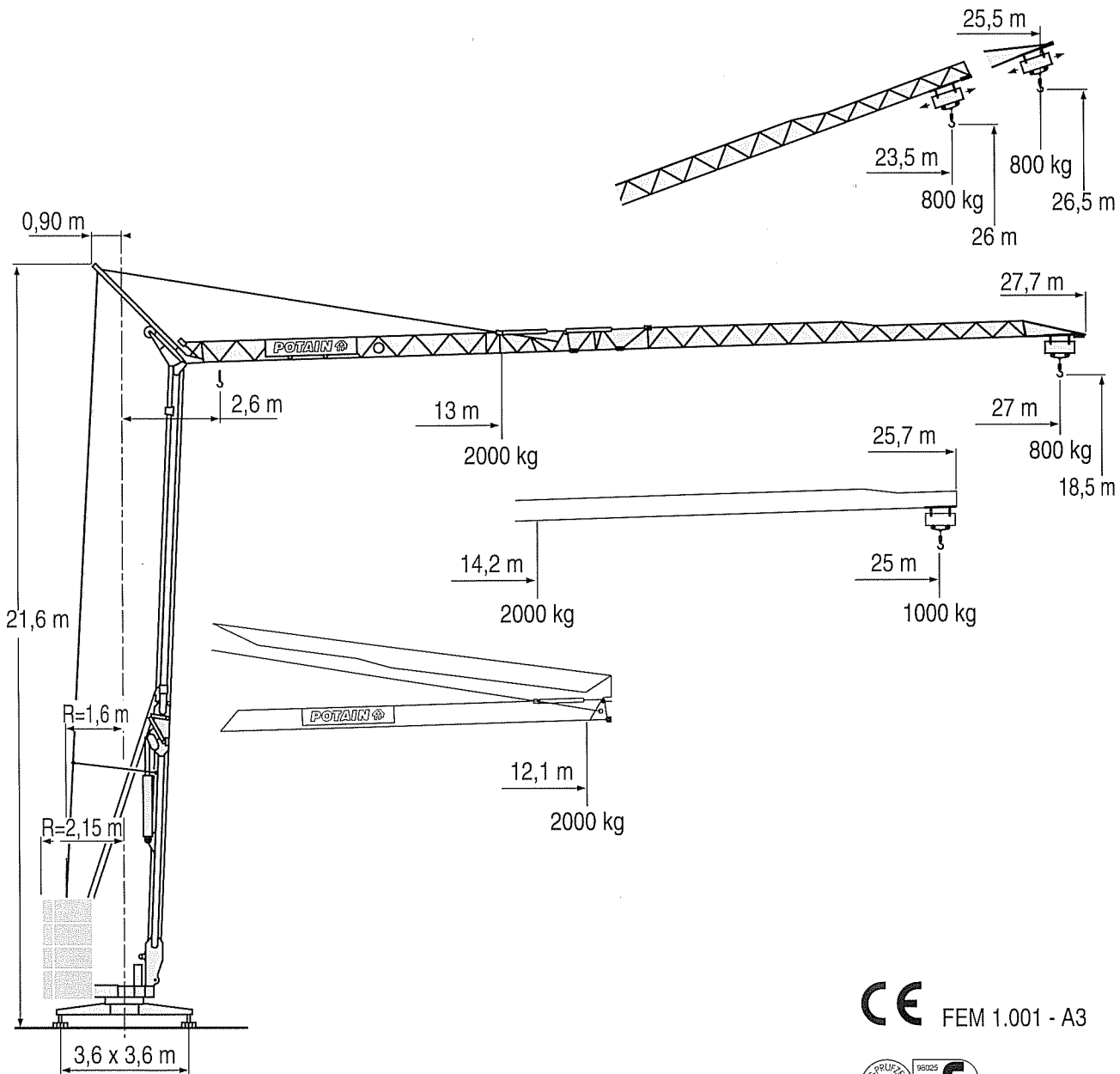



HD 25



LOW 1

- HD
- HDT
- GTMR
- CITY CRANE
- TOPKIT MD
- MR
- MAXI MD
- MAXI TOPKIT

CE FEM 1.001 - A3



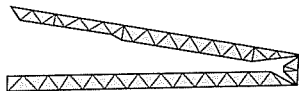
Courbes de charges
Lastkurven



Load diagrams
Curvas de cargas



Curve di carico
负荷曲线



27 m	2,6 ▶	12,1	13	14	15	16	17	18	19	20	21	22	23	24	25	26	27 m	
▲▲▲		2000	2000	1820	1670	1540	1430	1330	1245	1165	1100	1035	980	930	880	840	800	kg
25 m	2,6 ▶	12,1	14,2	15	16	17	18	19	20	21	22	23	24	25 m				
▲▲▲		2000	2000	1875	1730	1610	1500	1405	1315	1240	1170	1110	1050	1000	kg			

LOW 1

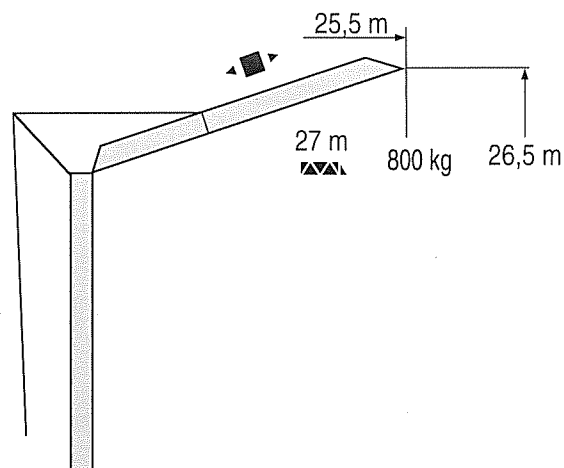
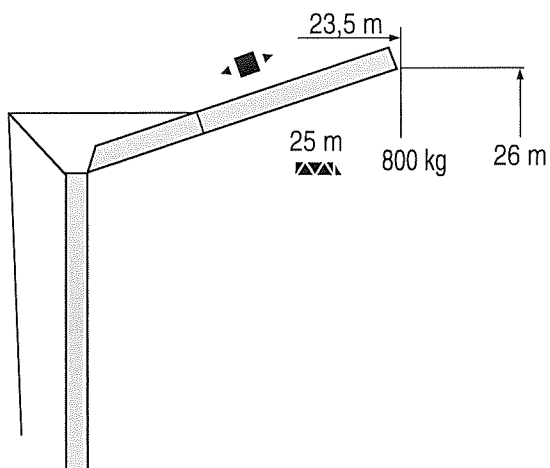
Flèche relevée
Ausleger in Steilstellung



Luffing jib
Flecha izada



Braccio impennato
起升吊臂



LOW 1

Chariot distributeur



Traversing trolley



Carrellino distributore



Verfahrbare Laufkatze



Carro distribuidor



亦幅小车



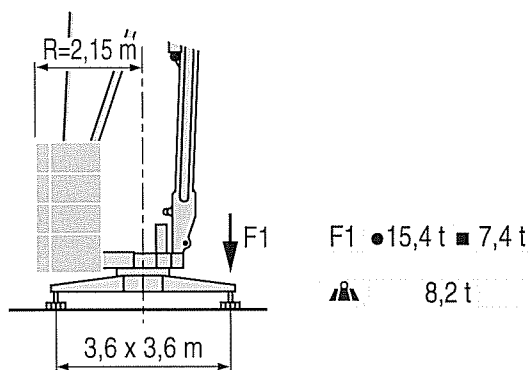
Réactions
Eckdrücke



Reactions
Reacciones



Reazioni
反力

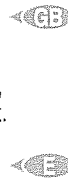


LOW 1

- Réactions en service
- Réactions hors service
- A vide sans lest ni train de transport avec flèche et hauteur maximum
- Reaktionskräfte in Betrieb
- Reaktionskräfte außer Betrieb
- Ohne Last, Ballast und Transportachse, mit Maximalausleger und Maximalhöhe.



- Reactions in service
- Reactions out of service
- Without load, ballast or transport axes, with maximum jib and maximum height.
- Reacciones en servicio
- Reacciones fuera de servicio
- Sin carga, sin lastre, ni tren de transporte, flecha y altura máxima.



- Reazioni in servizio
- Reazioni fuori servizio
- A vuoto, senza zavorra ne assali di trasporto con braccio massimo e altezza massima
- 工作状态下的反应
- 非工作状态下的反应
- 空载无压重也无运输车有吊臂和最大高度



Mécanismes
Antriebe



Mechanisms
Mecanismos



Meccanismi
机构



									ch - PS hp	kW
▲ ● ▼	9 PC 10	m/min	6,6	20	40	2000	2000	1000	8,2	6
		kg	2000	2000	1000					
▲ ● ▼	9 LVF 10	m/min	4	20	40	2000	2000	1000	10,3	7,5
		kg	2000	2000	1000					
◀ ■ ▶	2 D2 V4	m/min	18 - 36						2	1,5
◎	RVF 30	tr/min U/min rpm	0 → 0,9						1,5	1,1

CEI 38	IEC 38	kVA	
400 V(+6% -10%) 50 Hz		12 kVA	84/534 - 87/405

LOW 1

- ▲ Levage
- ◀ Distribution
- ◎ Orientation
- Conforme aux directives CEE 84/534 et 87/405 sur le niveau acoustique



- ▲ Hoisting
- ◀ Trolleying
- ◎ Slewing
- In compliance with the EEC 84/534 and 87/405 Instructions on noise level



- ▲ Sollevamento
- ◀ Diritribuzione
- ◎ Rotazione
- Conforme alle direttive CEE 84/534 e 87/405 sul livello acustico



- ▲ Heben
- ◀ Katzfahren
- ◎ Schwenken
- Gemäss EWG-Richtlinien 84/534 und



- ▲ Elevación
- ◀ Distribución
- ◎ Orientación
- Conforme con las directivas CEE 84/534



- ▲ 起升
- ◀ 变幅
- ◎ 回转
- 符合 CEE 84/534 - CEE 87/405 声响度规定



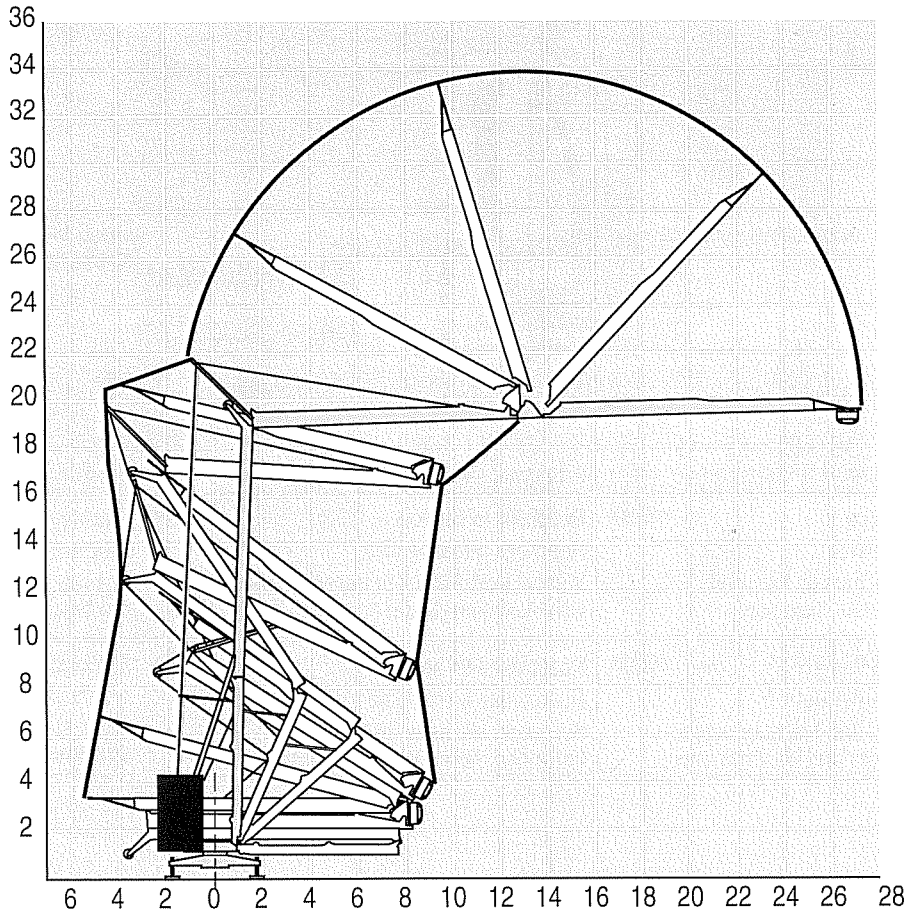
Montage
Montage



Erection
Montaje



Montaggio
安装



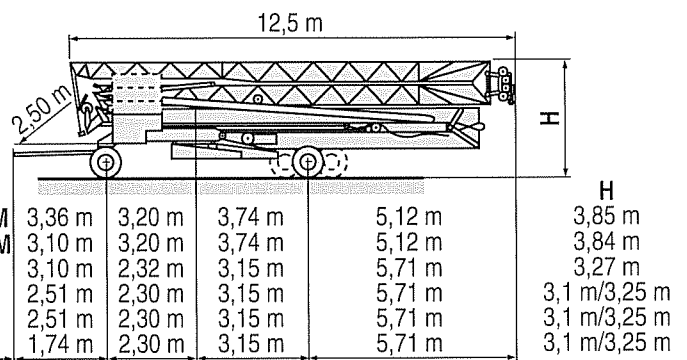
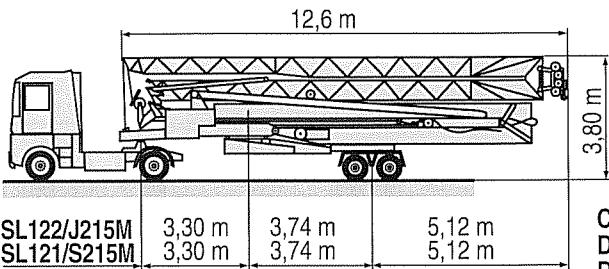
Transport
Transport



Transport
Transporte



Trasporto
运输



SL122/J215M

SL121/S215M

CJ125M/J215M

DJ126M/S215M

DJ126M/S105

DS60/S105

DS60/S80

DS51/S70

- Chantier
- Baustelle



Site
Obra



Cantiere
工地运输



SILOCO
für Bau und Industrie

POTAIN
GRUPE LEGRIS INDUSTRIES

HD 25

Copyright.Reproduction interdite © POTAIN 1998

18.Rue de Charbonnières, B.P. 173-F
69132 ECULLY Cedex

Deutschland
POTAIN GmbH

Tel : 06.105.704.0

修改权在我方

Modifiche riservate

Modificaciones reservadas

Subject to modification

Änderungen vorbehalten

Modifications réservées

Printed in France

01PE